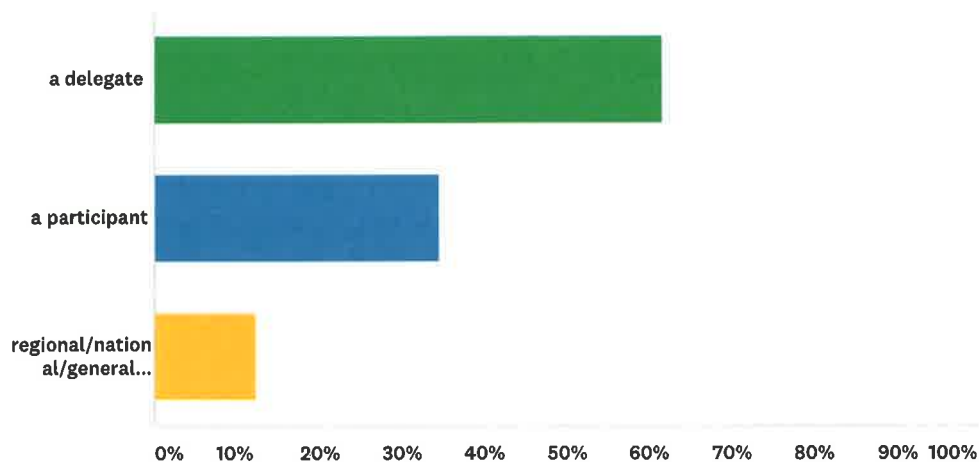


2017 Biennial Mission Summit - Feedback Survey

Q1 I came as: (please check all that apply)

Answered: 290 Skipped: 8



ANSWER CHOICES

a delegate

a participant

regional/national/general staff

Total Respondents: 290

RESPONSES

61.72%

34.48%

12.41%

179

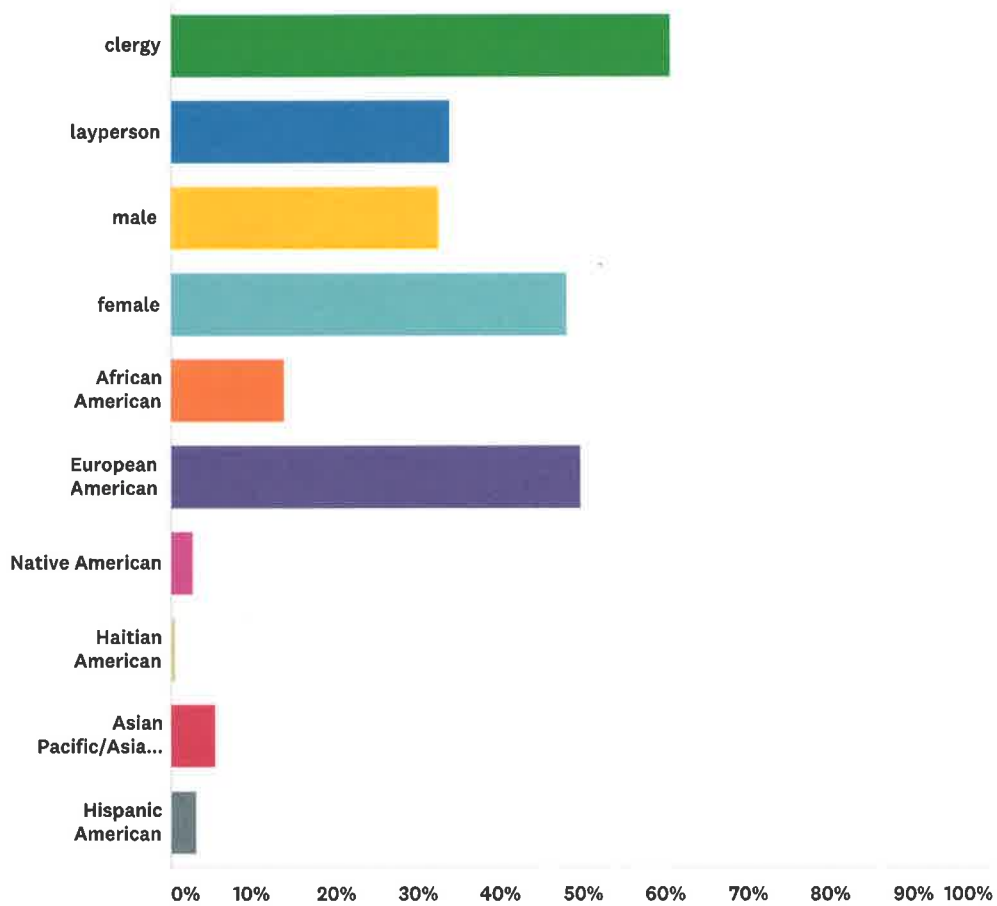
100

36

Q2 I am: (please check all that apply)

Answered: 295 Skipped: 3

2017 Biennial Mission Summit - Feedback Survey

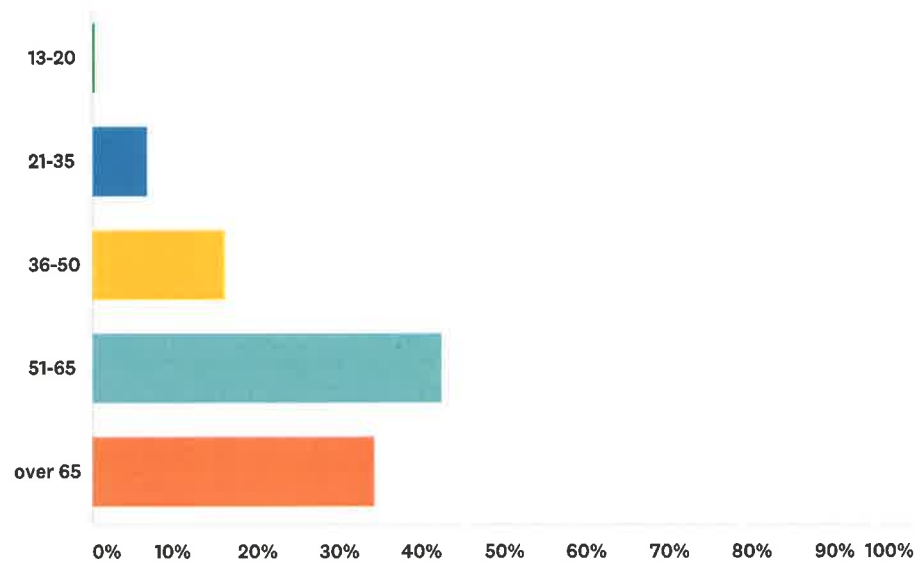


ANSWER CHOICES	RESPONSES	
clergy	60.68%	179
layperson	33.90%	100
male	32.54%	96
female	48.14%	142
African American	13.90%	41
European American	49.83%	147
Native American	2.71%	8
Haitian American	0.68%	2
Asian Pacific/Asian American	5.42%	16
Hispanic American	3.05%	9
Total Respondents: 295		

Q3 My age is:

Answered: 297 Skipped: 1

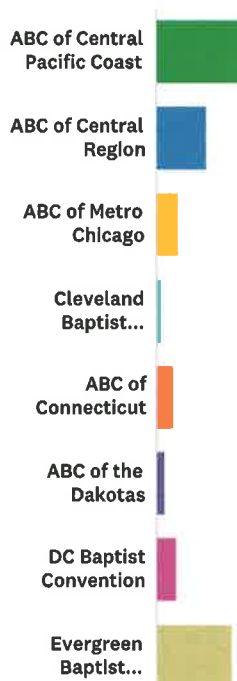
2017 Biennial Mission Summit - Feedback Survey



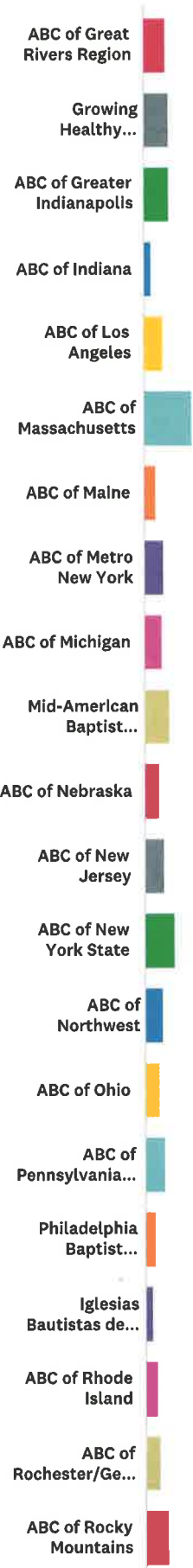
ANSWER CHOICES	RESPONSES	
13-20	0.34%	1
21-35	6.73%	20
36-50	16.16%	48
51-65	42.42%	126
over 65	34.34%	102
TOTAL		297

Q4 In what region is your home church located?

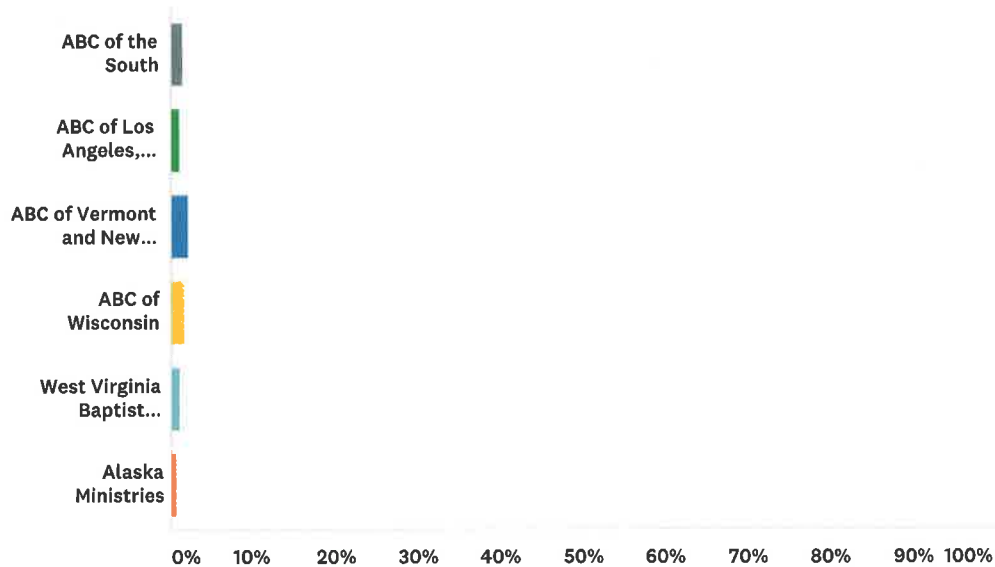
Answered: 285 Skipped: 13



2017 Biennial Mission Summit - Feedback Survey



2017 Biennial Mission Summit - Feedback Survey



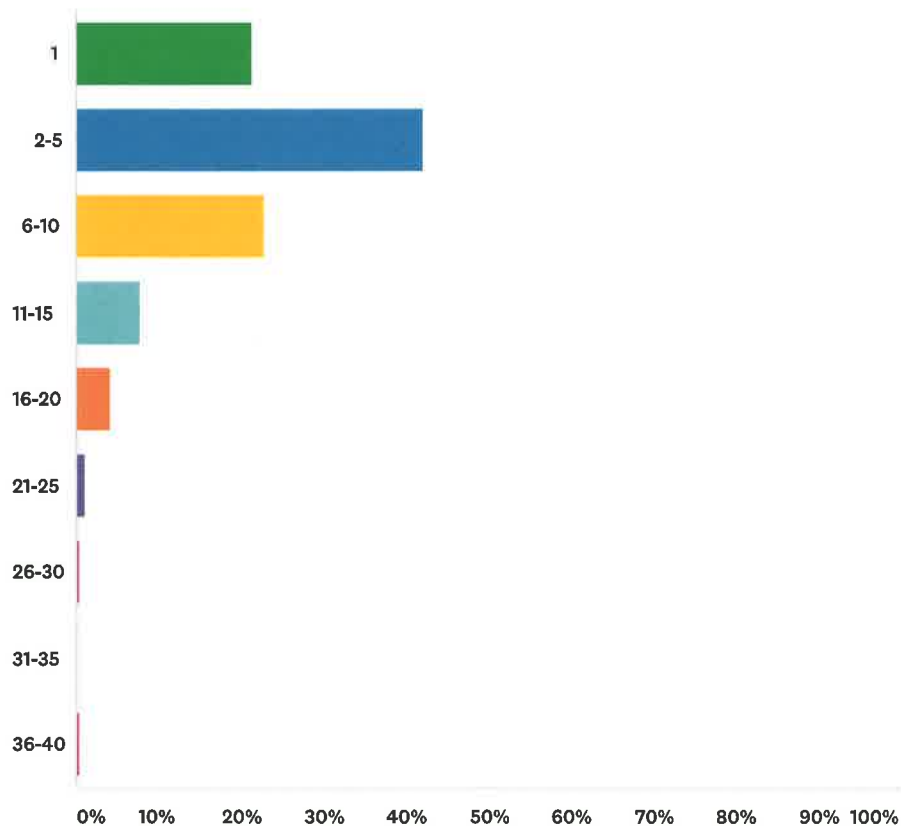
ANSWER CHOICES	RESPONSES	
ABC of Central Pacific Coast	10.53%	30
ABC of Central Region	5.96%	17
ABC of Metro Chicago	2.81%	8
Cleveland Baptist Association	0.70%	2
ABC of Connecticut	2.11%	6
ABC of the Dakotas	1.05%	3
DC Baptist Convention	2.46%	7
Evergreen Baptist Association	9.12%	26
ABC of Great Rivers Region	3.16%	9
Growing Healthy Churches	3.51%	10
ABC of Greater Indianapolis	3.51%	10
ABC of Indiana	1.05%	3
ABC of Los Angeles	2.81%	8
ABC of Massachusetts	6.67%	19
ABC of Maine	1.75%	5
ABC of Metro New York	2.81%	8
ABC of Michigan	2.46%	7
Mid-American Baptist Churches	3.51%	10
ABC of Nebraska	2.11%	6
ABC of New Jersey	2.81%	8
ABC of New York State	4.21%	12
ABC of Northwest	2.46%	7

2017 Biennial Mission Summit - Feedback Survey

ABC of Ohio	2.11%	6
ABC of Pennsylvania & Delaware	2.81%	8
Philadelphia Baptist Association	1.40%	4
Iglesias Bautistas de Puerto Rico	1.05%	3
ABC of Rhode Island	1.75%	5
ABC of Rochester/Genesee Region	2.11%	6
ABC of Rocky Mountains	3.16%	9
ABC of the South	1.40%	4
ABC of Los Angeles, Southwest and Hawaii	1.05%	3
ABC of Vermont and New Hampshire	2.11%	6
ABC of Wisconsin	1.75%	5
West Virginia Baptist Convention	1.05%	3
Alaska Ministries	0.70%	2
TOTAL		285

Q5 How many national Biennials/Mission Summits/Annual Meetings have you attended?

Answered: 285 Skipped: 13

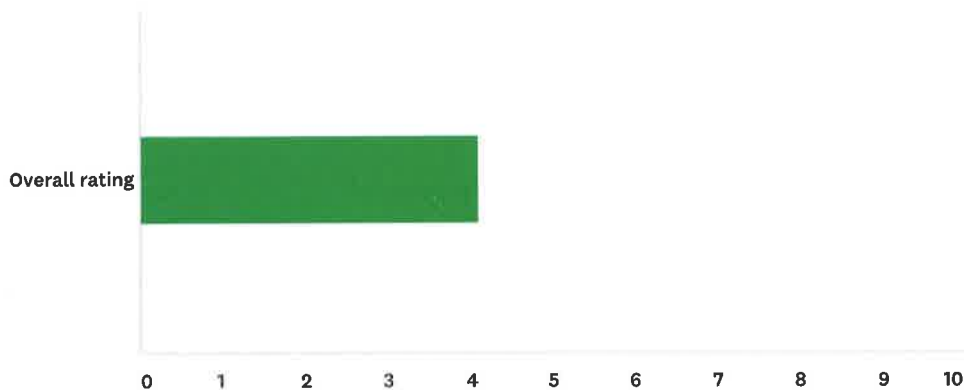


2017 Biennial Mission Summit - Feedback Survey

ANSWER CHOICES	RESPONSES	
1	21.40%	61
2-5	42.11%	120
6-10	22.81%	65
11-15	7.72%	22
16-20	4.21%	12
21-25	1.05%	3
26-30	0.35%	1
31-35	0.00%	0
36-40	0.35%	1
TOTAL		285

Q6 What OVERALL RATING would you give the 2017 Biennial Mission Summit event?

Answered: 287 Skipped: 11

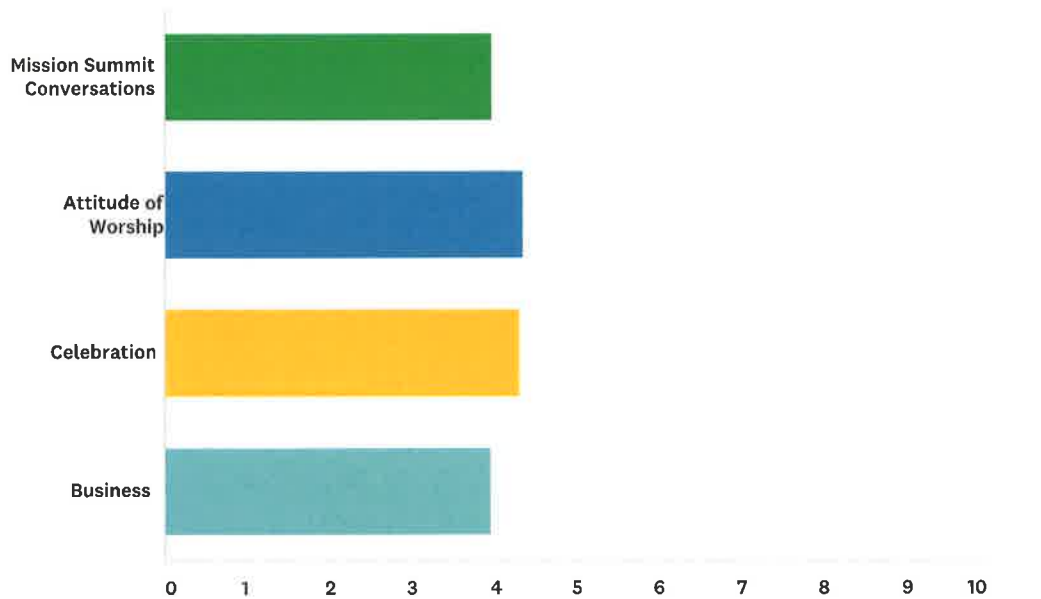


	1 POOR	2 BELOW AVERAGE	3 AVERAGE	4 GOOD	5 EXCELLENT	TOTAL	WEIGHTED AVERAGE
Overall rating	0.35%	2.79%	14.98%	50.52%	31.36%	287	4.10
	1	8	43	145	90		

Q7 The purposes for the event were: To provide Mission Summit Conversation opportunities for American Baptists to discuss challenges in their home churches and communities; To bring individuals, churches and regions together to worship our Lord and Savior; To celebrate American Baptist life and empower participants for mission and ministry; To do business as a legal gathering of American Baptist Churches USA. How well do you think the Biennial fulfilled each of these purposes?

Answered: 292 Skipped: 6

2017 Biennial Mission Summit - Feedback Survey

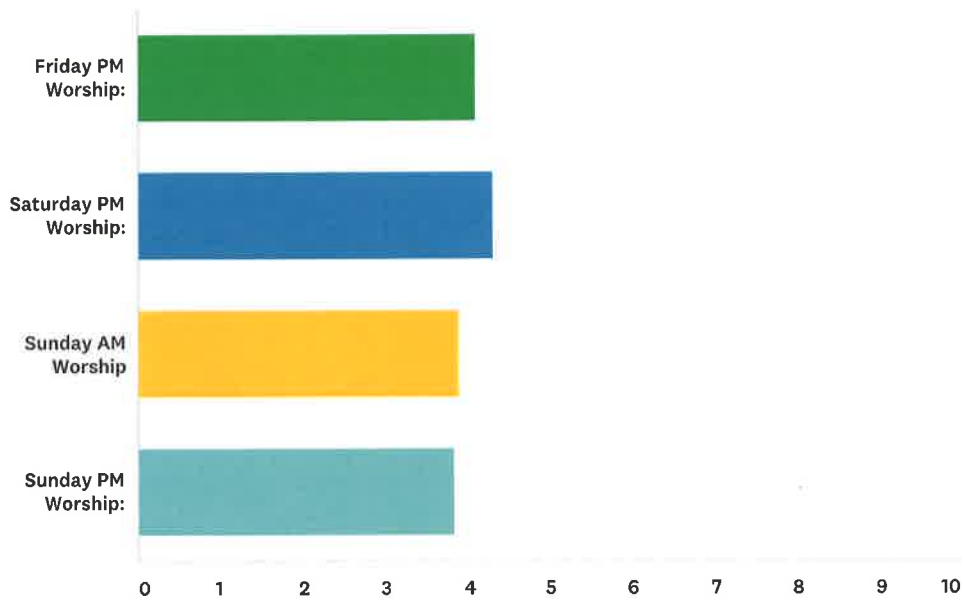


	1 POOR	2 BELOW AVERAGE	3 AVERAGE	4 GOOD	5 EXCELLENT	N/A	TOTAL	WEIGHTED AVERAGE
Mission Summit Conversations	1.38% 4	4.14% 12	14.83% 43	40.00% 116	25.86% 75	13.79% 40	290	3.98
Attitude of Worship	0.34% 1	2.41% 7	10.00% 29	35.17% 102	49.66% 144	2.41% 7	290	4.35
Celebration	0.34% 1	3.09% 9	7.22% 21	41.92% 122	44.33% 129	3.09% 9	291	4.31
Business	2.07% 6	3.45% 10	12.07% 35	41.38% 120	21.38% 62	19.66% 57	290	3.95

Q8 How well did the Worship Experiences (at the Convention Center) that you attended equip you for ministry back home, either helping with current ministries or suggesting new ways to serve Christ?

Answered: 290 Skipped: 8

2017 Biennial Mission Summit - Feedback Survey



	1 POOR	2 BELOW AVERAGE	3 AVERAGE	4 GOOD	5 EXCELLENT	N/A	TOTAL	WEIGHTED AVERAGE
Friday PM Worship:	0.69% 2	4.86% 14	12.15% 35	31.25% 90	32.29% 93	18.75% 54	288	4.10
Saturday PM Worship:	0.00% 0	2.11% 6	9.86% 28	31.34% 89	39.08% 111	17.61% 50	284	4.30
Sunday AM Worship	3.86% 11	6.67% 19	15.09% 43	30.18% 86	30.53% 87	13.68% 39	285	3.89
Sunday PM Worship:	1.08% 3	6.12% 17	10.79% 30	19.42% 54	16.91% 47	45.68% 127	278	3.83

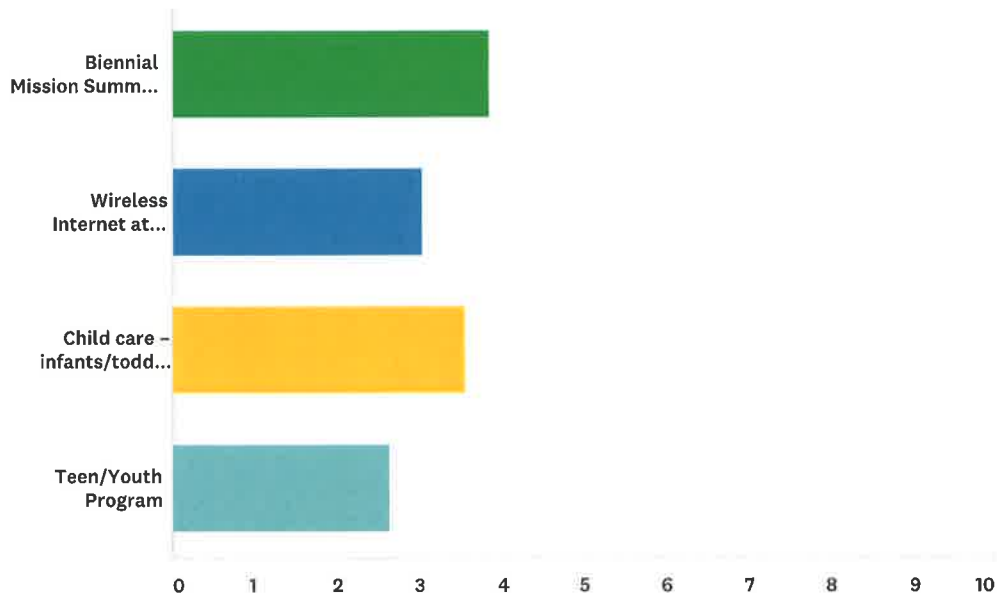
Q9 What topics would you like to see covered at future Biennial Mission Summit events?

Answered: 128 Skipped: 170

Q10 Please rate the following event-related activities that you attended and services you may have used:

Answered: 283 Skipped: 15

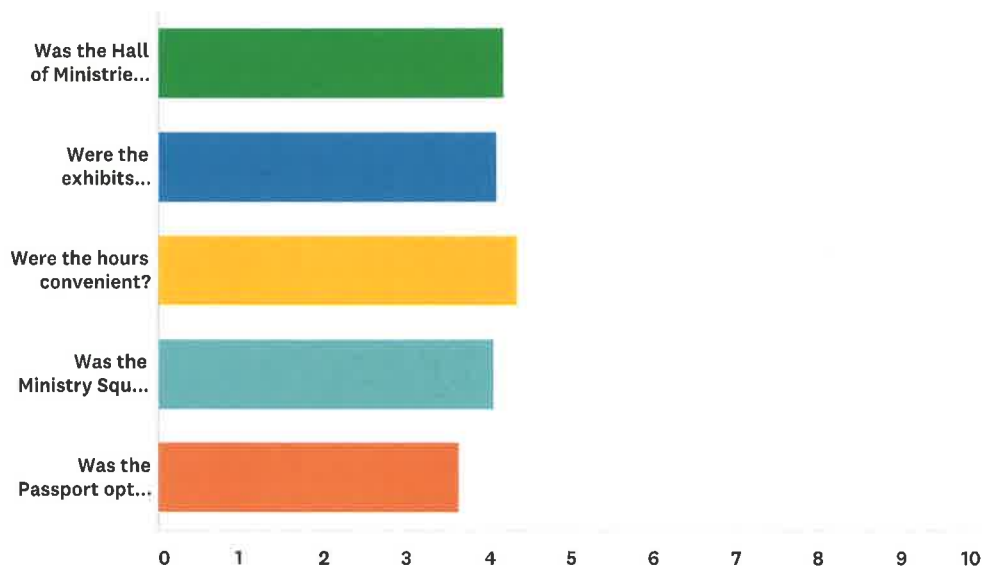
2017 Biennial Mission Summit - Feedback Survey



	1 POOR	2 BELOW AVERAGE	3 AVERAGE	4 GOOD	5 EXCELLENT	N/A	TOTAL	WEIGHTED AVERAGE
Biennial Mission Summit materials mailed	0.71% 2	3.56% 10	18.86% 53	45.20% 127	14.59% 41	17.08% 48	281	3.84
Wireless Internet at Convention Center	14.91% 41	12.73% 35	11.27% 31	18.55% 51	13.09% 36	29.45% 81	275	3.03
Child care – infants/toddlers	0.75% 2	0.37% 1	1.87% 5	0.75% 2	2.25% 6	94.01% 251	267	3.56
Teen/Youth Program	2.61% 7	1.49% 4	1.87% 5	0.75% 2	1.49% 4	91.79% 246	268	2.64

Q11 Please share your feedback about the Hall of Ministries.

Answered: 286 Skipped: 12

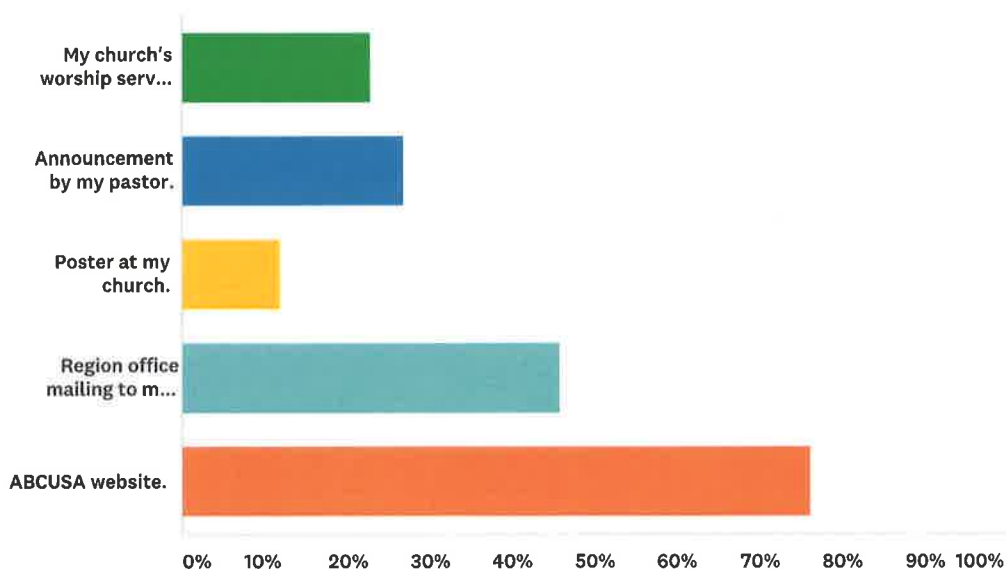


2017 Biennial Mission Summit - Feedback Survey

	1 POOR	2 BELOW AVERAGE	3 AVERAGE	4 GOOD	5 EXCELLENT	TOTAL	WEIGHTED AVERAGE
Was the Hall of Ministries effective?	0.00% 0	1.41% 4	13.43% 38	50.88% 144	34.28% 97	283	4.18
Were the exhibits helpful to you?	0.00% 0	1.77% 5	15.55% 44	52.65% 149	30.04% 85	283	4.11
Were the hours convenient?	0.00% 0	0.00% 0	6.76% 19	51.60% 145	41.64% 117	281	4.35
Was the Ministry Square effective?	0.38% 1	3.42% 9	18.63% 49	44.49% 117	33.08% 87	263	4.06
Was the Passport option effective?	4.59% 10	11.47% 25	30.28% 66	21.56% 47	32.11% 70	218	3.65

Q12 How did you learn about the 2017 Biennial Mission Summit? (Please check all that apply)

Answered: 251 Skipped: 47

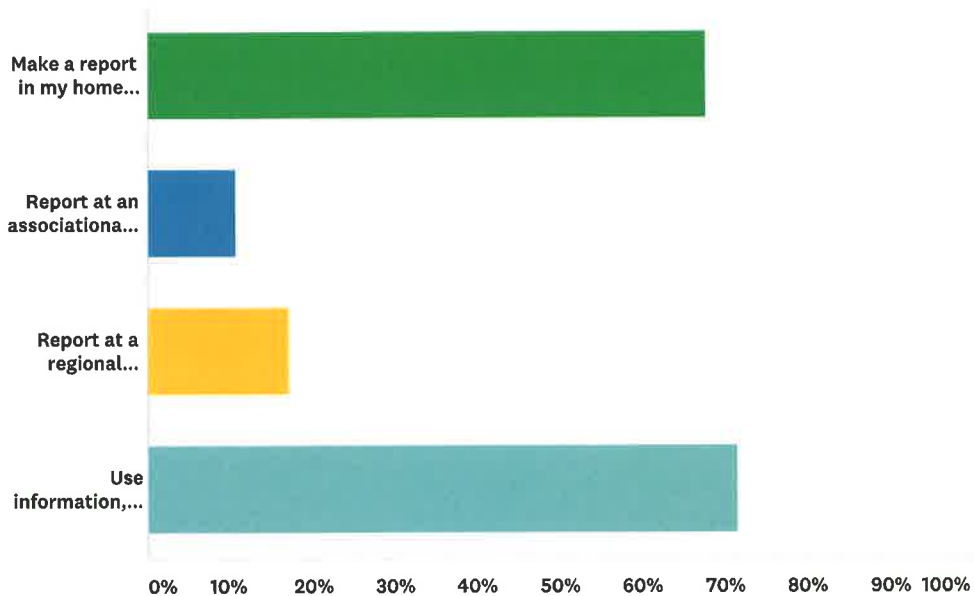


ANSWER CHOICES	RESPONSES	
My church's worship service bulletin.	22.71%	57
Announcement by my pastor.	26.69%	67
Poster at my church.	11.95%	30
Region office mailing to my home.	45.82%	115
ABCUSA website.	76.10%	191
Total Respondents: 251		

Q13 How will you use what you've experienced when you return home? (Please check all that apply)

Answered: 263 Skipped: 35

2017 Biennial Mission Summit - Feedback Survey



ANSWER CHOICES	RESPONSES	
Make a report in my home church	67.68%	178
Report at an associational meeting	10.65%	28
Report at a regional meeting	17.11%	45
Use information, ideas, or models to enhance local ministry.	71.48%	188
Total Respondents: 263		

Q14 Please share your main suggestions for the 2019 Biennial Mission Summit Planning Team.

Answered: 154 Skipped: 144

Q15 How likely are you to attend the Biennial Mission Summit in 2019?

Answered: 248 Skipped: 50

Q16 Please include any other comments or suggestions about the 2017 Biennial Mission Summit event.

Answered: 112 Skipped: 186

Q17 What is your overall impression of this meeting?

Answered: 166 Skipped: 132

ANSWER CHOICES

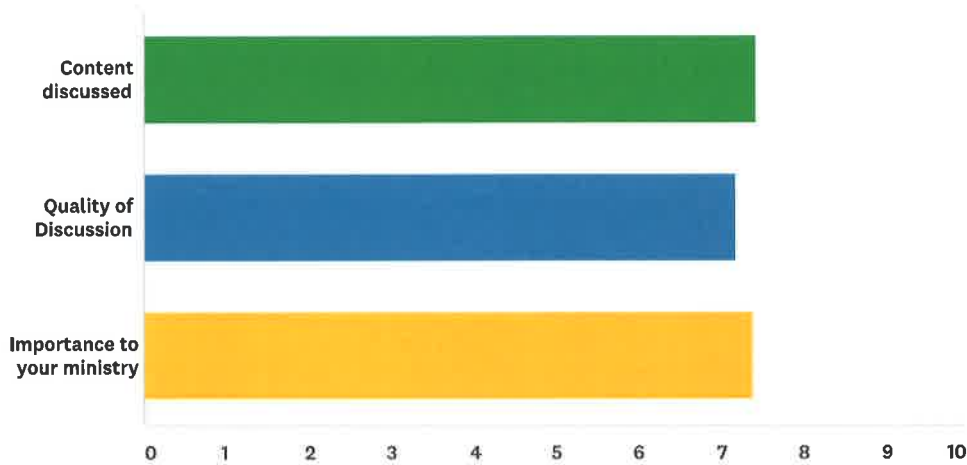
RESPONSES

2017 Biennial Mission Summit - Feedback Survey

The Mission Summit Conversations exceeded my expectations because	39.76%	66
The Mission Summit Conversations met my expectations.	59.04%	98
This meeting was not helpful to me personally because	31.93%	53

Q18 Please rate the following items below on a scale of 1 (Not Adequate) to 10 (Excellent):

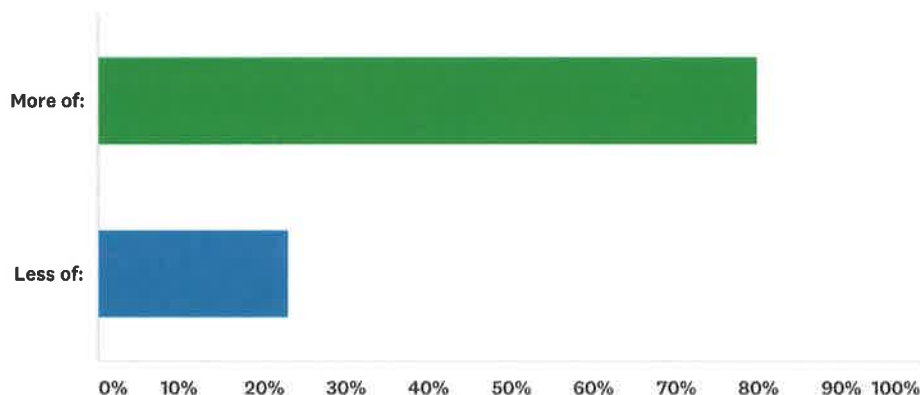
Answered: 191 Skipped: 107



	1	2	3	4	5	6	7	8	9	10	TOTAL	WEIGHTED AVERAGE
Content discussed	1.06% 2	0.53% 1	3.19% 6	6.91% 13	5.32% 10	10.64% 20	14.89% 28	26.06% 49	14.36% 27	17.02% 32	188	7.42
Quality of Discussion	1.59% 3	2.12% 4	5.82% 11	4.76% 9	7.41% 14	6.88% 13	17.46% 33	26.46% 50	12.70% 24	14.81% 28	189	7.17
Importance to your ministry	2.63% 5	3.16% 6	3.68% 7	5.26% 10	4.74% 9	7.89% 15	12.11% 23	20.53% 39	21.58% 41	18.42% 35	190	7.39

Q19 Regarding future Mission Summit Conversations, I would like to see:

Answered: 109 Skipped: 189



2017 Biennial Mission Summit - Feedback Survey

ANSWER CHOICES	RESPONSES	
More of:	79.82%	87
Less of:	22.94%	25
Total Respondents: 109		

Q20 For future summit meetings, I would suggest:

Answered: 95 Skipped: 203